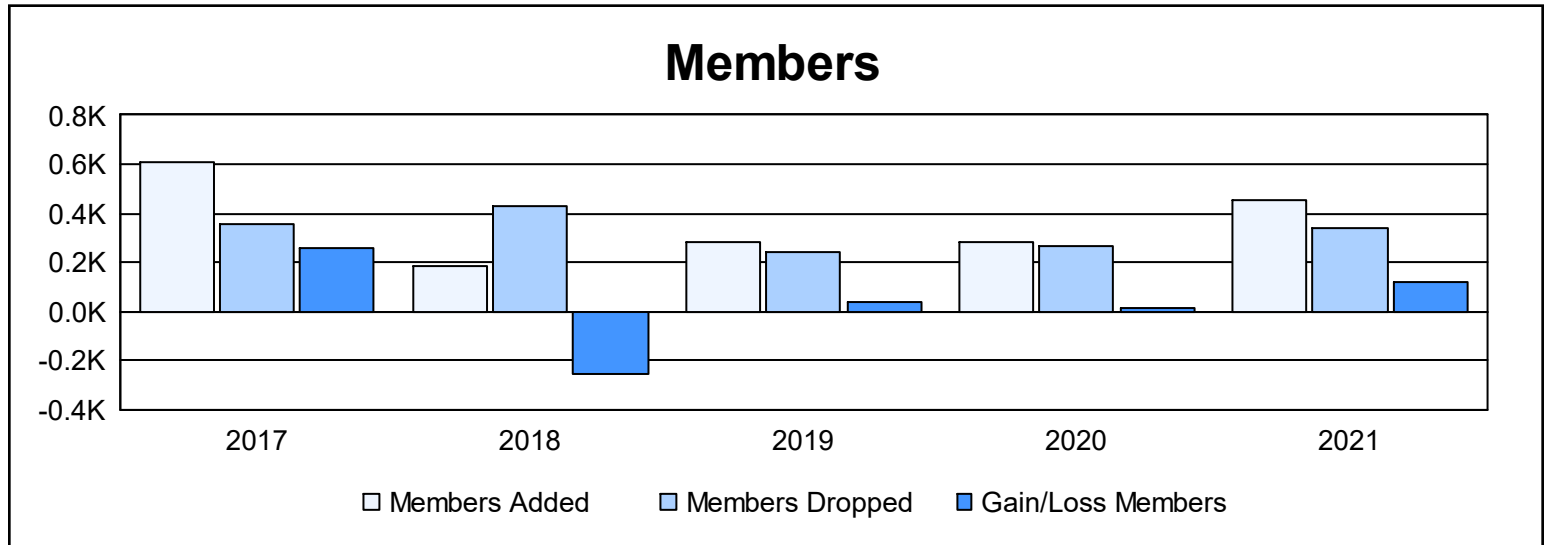
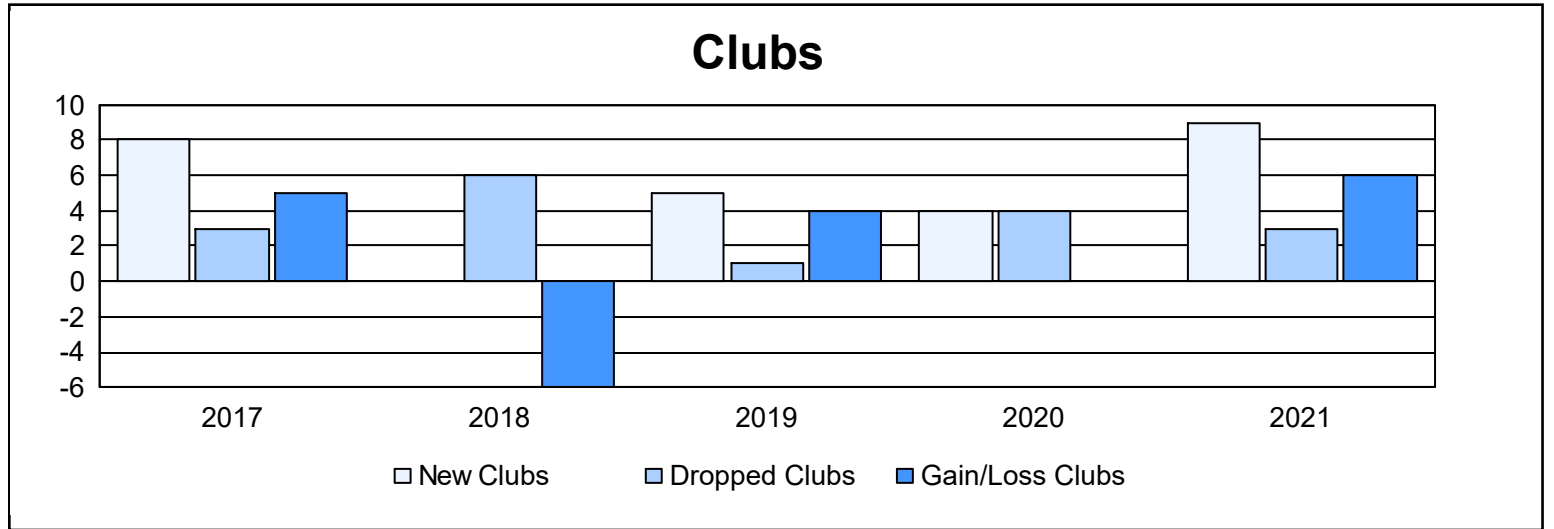
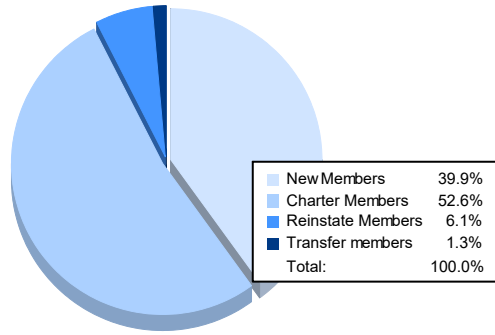


Year	New Clubs	Dropped Clubs	Gain/ Loss Clubs	New Members	Charter Members	Reinstate Members	Transfer Members	Total Member Added	Total Members Dropped	Gain/ Loss Members
2016-2017	8	3	5	425	176	7	4	612	355	257
2017-2018	0	6	-6	150	7	12	13	182	433	-251
2018-2019	5	1	4	113	138	13	15	279	240	39
2019-2020	4	4	0	152	92	25	14	283	269	14
2020-2021	9	3	6	182	240	28	6	456	340	116
<b>Average</b>	<b>5</b>	<b>3</b>	<b>2</b>	<b>204</b>	<b>131</b>	<b>17</b>	<b>10</b>	<b>362</b>	<b>327</b>	<b>35</b>



### Membership Composition June 2021 Cumulative



### Gender Composition June 2021 Cumulative

